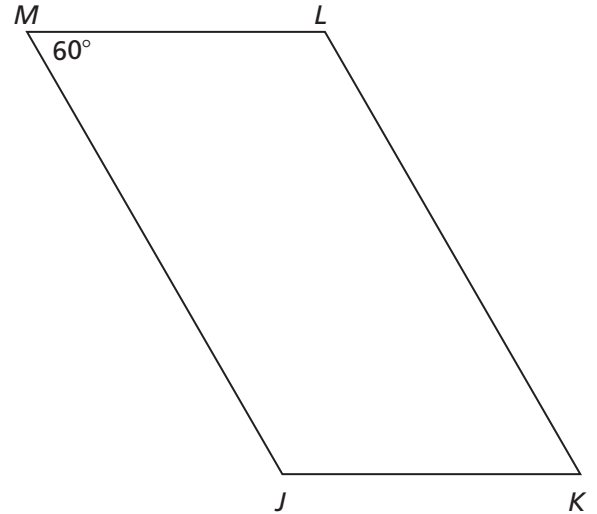
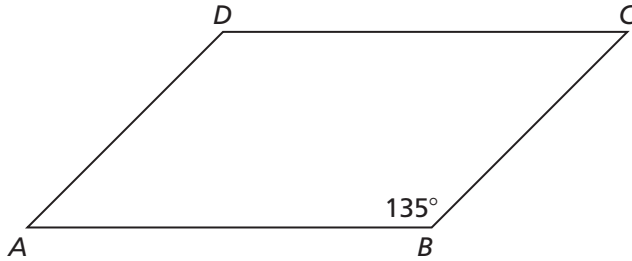


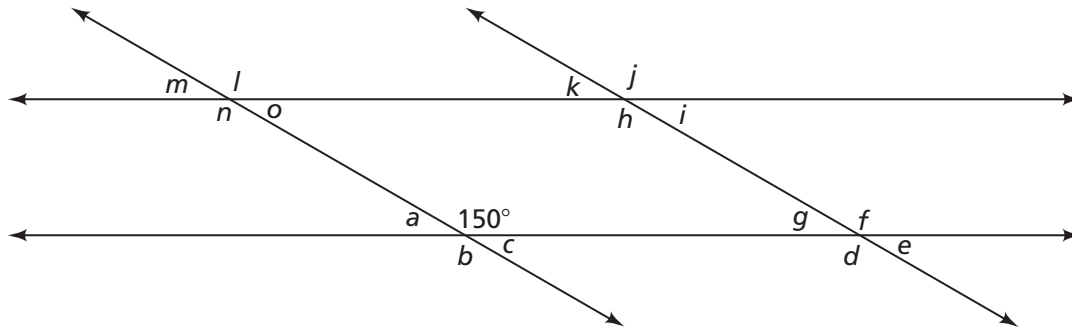
Labsheet 3.4B

Questions A–B

What are the measures of the angles in parallelograms $ABCD$ and $JKLM$ below?



Find the measures of all labeled angles in this diagram. Be prepared to justify each answer.



Labsheet 3.4B

Questions A–B

a. Measure of $\angle a =$ _____

Explain: _____

b. Measure of $\angle b =$ _____

Explain: _____

c. Measure of $\angle f =$ _____

Explain: _____
